

ヨガアライアンス RYT 登録手順マニュアル

(最終更新:2011 年 12 月 7 日)

はじめに

ヨガアライアンスの WEB サイトのリニューアルに伴い、アライアンスの登録方法が 2011 年 10 月よりガラリと変わりました。

<変更点>

- ・ FAX での受付停止(変更前は FAX が一番早い申請方法でした。)
- ・ すべての登録はアライアンスのサイトからの本人のオンライン登録になります。

<変更のない点>

- ・ 支払方法はクレジットカードのみの対応です。
- * 申請用紙で申請する場合はチェックでの支払いが可能になりますが、日本でチェックでの支払いはあまり現実的ではありません。

RYT の登録は名前や必要な情報を入力すればよいのですが、ヨガアライアンスのサイトは英語です。そのため日本語での登録マニュアルを作成し、一般公開することにしました。

このマニュアルは以下の構成になっています。

-
1. アカウントを作りましょう。
 2. プロフィールを完成させましょう。
 3. 修了書をアップロードしましょう。
 4. 登録料をクレジットカードで支払う手続きをしましょう。
 5. 登録完了を確認しましょう。
-

登録手順解説

1. アカウントを作りましょう。

1-1. <http://www.yogaalliance.org/>にアクセスして、Quick Links の Register Online をクリックします。



Log In
YA+ Community
YA+ Website

QUICK LINKS
Register Online
Teacher Directory
School Directory
How long will it take?
Continuing Education

FIND US ON...
t f in

Contact Us ✉

Press Release

November 14, 2011

John Matthews, President of Yoga Alliance, has announced that he is stepping down from his leadership role at the organization effective November 11, 2011, to pursue other ventures in the nonprofit sector. John first worked with Yoga Alliance in a consulting role prior to assuming the President position in March 2010. John has overseen the growth of Yoga Alliance's relationships with Yoga teacher training schools; the creation of Yoga Alliance's companion organization, YA+, a 501(c)(6) trade association; and the launch of Yoga Alliance's first annual Leadership Conference, among other notable achievements. Yoga Alliance has benefited greatly from John's leadership.

Yoga Alliance Leadership Conference

November 7, 2011

Thank you to all who attended, participated and contributed their expertise and energy to this year's [Leadership Conference](#). It was a remarkable experience and we were delighted to bring our community together for the first time.

For commentary, inspirational quotes and photos, visit our [Facebook page](#) or log in to the [YA + Community](#) and see what RYT's are sharing about this extraordinary event.

Excitement is already building for next year's Leadership Conference. Stay tuned for announcements about the date, location and more!

1-2. Create a new account をクリックし、必要事項を入力します。

Create a new Account * Required Field

* E-mail

* Confirm E-mail

* First Name

* Last Name

* Zip Code

(International registrants without a postal code enter 11111)

* Password

* Confirm Password

(Password must contain 6-10 characters, one character needs to be a digit)

Verification

Type the characters you see in this picture. This ensures that a person, not an autom



[Refresh Image](#)

E-mail (メールアドレス)

Confirm E-mail (メールアドレス確認用)

First Name (名)

Last Name (苗字)

Zip Code Zip(郵便番号、日本の場合 11111)

Password (パスワード、6文字以上)

Confirm Password (パスワード確認用)

Verification(左図の場合 BM9QWQ)

Creat Account ボタンを押す
後でメールが送られてきます。



2. プロフィールを完成させましょう。

2.1. Quick Links の Register Onlie を再度クリック

2-2.先ほど入力した E-mail と Password を入力し、My Profile を完成させましょう。

[My Profile](#) | [Register](#) | [Renew](#) | [Upgrade](#) | [Log off](#) | [Home](#)

My Profile(Profile 1 of 2) * Required Field

Contact Information

* First Name

Middle Initial

* Last Name

* Address

Address2

* City

* State/Province

(International registrants select INTL)

* Zip/Postal Code

(International registrants without a postal code enter 11111)

* Country

* Phone

Website

* Email

Languages spoken other than English

JAPANESE

ENGLISH

ARABIC

First Name (名)

Last Name (姓)

Address (住所)

City (都市、例 : Shibuya, Tokyo)

State/Province

Zip/Postal Code (日本の場合は 11111 と入力)

Country (国名、例 : Japan)

Phone (電話番号)

Website (WEB サイト)

Email (E メール)

Languages spoken other than English (英語以外で喋れる言語)

"Save and Continue-2 of 2"をクリック

[My Profile](#) | [Register](#) | [Renew](#) | [Upgrade](#) | [Log off](#) | [Home](#)

My Profile (Profile 2 of 2)
Directory Information

The following information will be displayed when your name is returned as a result for "Find a Teacher" or "Find a School" searches. By default, information displayed when your name is returned includes: First Name, Last Name, Designation, Specialties and Languages. Style, Designation and Specialties fields are for Yoga Alliance (for new registrants these fields will be blank). You can elect to include below. Please remember to save your updates and upload graduation certificates for continue to Register, Renew or Upgrade your registration.

Do NOT include me in the Directory

First Name

Last Name

Country

State/Province

City

Zip/Postal Code

Website

Style

Designation

Specialties

Address


Phone

Email

Languages spoken other than English

- JAPANESE
- ENGLISH
- ARABIC
- AWADHI
- ...

- First Name (名)
- Last Name (姓)
- Country (国名、例 : Japan)
- State/Province (日本の場合は INTL を選択)
- City (都市、例 : Shibuya, Tokyo)
- Zip/Postal Code (日本の場合は 11111 と入力)
- Style(そのまま)
- Destination(New Registrant のまま)
- Speciaties (そのまま)
- Address (住所*)
- Phone (電話番号*)
- Email (Eメール*)
- Languages spoken other than English (英語以外で喋れる言語)
- * Find a Teacher の検索結果に表示させるようにするためには Include をチェック
- "Save and Continue-2 of 2"をクリック



3. 修了書をアップロードしましょう。

[My Profile](#) | [Register](#) | [Renew](#) | [Upgrade](#) | [Log off](#) | [Home](#)

In order to continue with online registration, you must complete the "My Profile" section and upload your graduation certificate (pdf, tif or doc). You will not be able to proceed until you do this and provide any missing information.

Upload Certificates

スキャナー、デジカメなどで取った修了書 (jpg, pdf, tif ,doc 形式のいずれか)をアップロードしないと先に進めません。Upload Certification をクリックします。

[My Profile](#) | [Register](#) | [Renew](#) | [Upgrade](#) | [Log off](#) | [Home](#)

Certificate Upload * Required Field

* School * Designation * Style * Graduation Date

* Upload :

Upload Certificates

		Date	School	Style	Style	School
<input type="checkbox"/>	<input type="checkbox"/>					

[Upload Teaching/Training Hours](#)

[Continue to Register](#) [Continue to Renew](#) [Continue to Upgrade](#)

School(例 : Under The Light)
Destination(RYT200 を選択)
Sytle(例 : Hatha Yoga)
Graduation Date
(修了書に書いてある日付を選択)
Upload (PC にある修了書の画像を選択して Upload Certificates をクリック)

*****重要*****
日付は、Web 中のカレンダーから日付を選択すると 年/月/日 の順番で表記される場合があります。その場合、手入力では 月/日/年 の順番になるように **必ず** 入力し直してください。変更しないと次に進めません。

[My Profile](#) | [Register](#) | [Renew](#) | [Upgrade](#) | [Log off](#) | [Home](#)

Certificate Upload * **Required Field**

* School * Designation * Style * Graduation Date

* Upload:

	Date	School	Style	Style	...
<input type="button" value="View"/>				RYT 200	
<input type="button" value="Remove"/>				RYT 200	

もし複数の TT を受けている人は複数の Certificated も登録可能です。

Continue To Register をクリック



4.登録料をクレジットカードで支払う手続きをしましょう。

[My Profile](#) | [Register](#) | [Renew](#) | [Upgrade](#) | [Log off](#) | [Home](#)

(Register 1 of 3)

Please remember in order to register you must upload your graduation certificate and any required teaching hours.

* Designation

Product	Fees
Registered Yoga Teacher-200	\$ 85.00
RYT Application Fee	\$ 25.00
Total :	\$ 110.00

[Upload Certificates](#) [Upload Teaching/Training Hours](#)

[Continue to Terms](#)

Destination(RYT200 を選択)

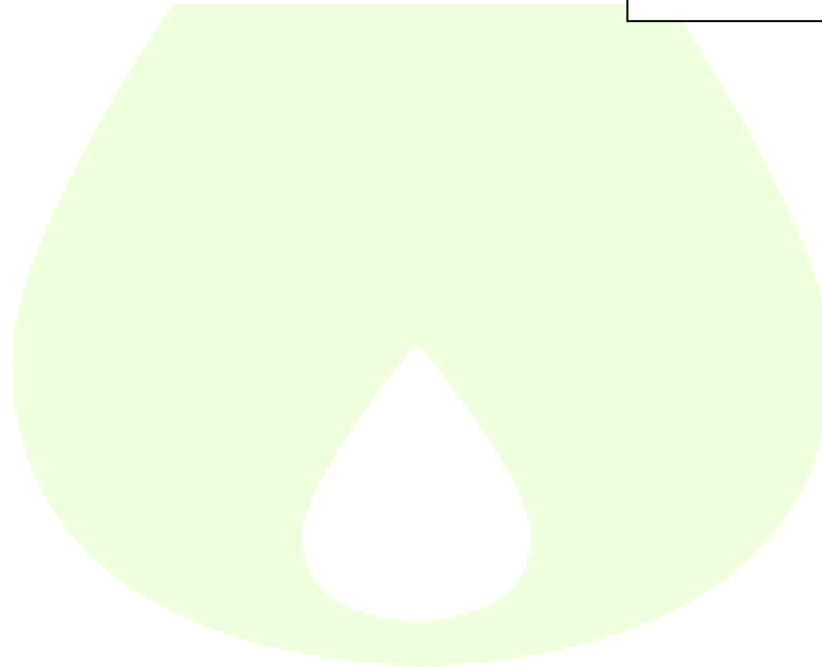
Registered Yoga Teacher-200 \$ 85.00

RYT Application Fee \$ 25.00

Total : \$ 110.00

です

Continue to Term をクリック



Code of Conduct

Our code of conduct is a declaration of acceptable ethics and professional behavior by which all registrants agree to conduct the teaching and business of yoga. It is not intended to supersede the ethics of any school or tradition but is intended to be a basis for yoga principles. As a RYT®, E-RYT® or representative of a RYS®, I agree to uphold the following ethical principles:

As a RYT, E-RYT or representative of a RYS, I agree to uphold the following ethical principles:

1. Conduct myself in a professional and conscientious manner.
2. Acknowledge the limitations of my skills and scope of practice and where appropriate, refer students to seek alternative instruction, advice, treatment or direction.
3. Create and maintain a safe, clean and comfortable environment for the practice of yoga.
4. Encourage diversity by respecting all students regardless of age, physical limitations, race, creed, gender, ethnicity, religion or sexual orientation.
5. Respect the rights, dignity and privacy of all students.
6. Avoid words and actions that constitute sexual harassment.
7. Adhere to the traditional yoga principles as written in the Yamas and Niyamas.
8. Follow all local government and national laws that pertain to my yoga teaching and business.

Online signature

Signed on 11/3/2010 7:25:25 PM

Continuing Education Requirements

RYTs must complete continuing education every three years to maintain their designation and continue to grow their yoga knowledge and teaching skills. Continuing education consists of both:

1. Teaching Hours (45)
Acquired by teaching 45 hours of yoga
2. Training Hours (30)

Acquired by receiving additional yoga training both classroom and out of classroom hours are eligible as follows:

At least 10 Contact Hours:

- Contact hours are classroom hours in the physical presence of a qualified yoga teacher or instructor.
- Continuing education contact hours can be obtained through yoga teacher training, workshops, courses and discussion or study groups, in any of the five educational categories.

No more than 20 Non-Contact Hours:

One non-contact hour for continuing education is equal to five minutes or 300 minutes and can consist of:

- Reading a book or article or watching a video that deepens your yoga practice and understanding
- Taking an online or correspondence course related to yoga
- Publishing yoga books or articles in newsletters, newspapers or magazines
- Producing yoga videos
- Receiving mentoring by telephone through a yoga-related program
- Creating class materials for distribution to students

Online signature

Signed on 11/3/2010 7:25:25 PM

Legal Agreement:

I understand that I am granted by Yoga Alliance® for one year the limited, non-exclusive use of a level-specific registration mark and the appropriate initials after my name (together referred to as "Registry Mark"), which indicates to the public that I meet the Yoga Alliance minimum standards. Yoga Alliance retains the right to review my credentials at anytime. Yoga Alliance may revoke my right to use the Registry Mark for cause, including failure to uphold the standards set forth in the code of conduct. I hereby state that all information provided in connection with this application is true to the best of my knowledge. I hereby agree to meet the conditions set forth above for use of the Registry Mark and to be listed as a Registered Yoga Teacher (RYT). I understand that falsifying information in connection with this application will result in revocation of these privileges. I agree to meet all conditions imposed by Yoga Alliance in order to maintain these privileges.

Online signature

Signed on 11/3/2010 7:25:25 PM

[Continue to Checkout](#)

3つの Online signature をチェックします。日時は自動的に登録されます。
Continue to Checkout をクリック

[My Profile](#) | [Register](#) | [Renew](#) | [Upgrade](#) | [Log off](#) | [Home](#)

Payment (Register 3 of 3)

Payment Confirmation

Thank you for your payment! You will be sent an email confirmation, and may also print this page for your records.

Credit Card : ██████████
Amount Charged : 110.00
Yoga Alliance Designation : RYT 200
Authorization Code : ██████████
Status : ██████████
Name : ██████████
Address : ██████████
City State Zip : ██████████
Country : Japan


Product	Fees
Registered Yoga Teacher-200	
RYT Application Fee	

クレジットカード支払い手続きが完了すると以下の画面が表示されます。

後ほど Email で確認のメールが届きます。

Printer Friendly をクリックして、この画面をプリントアウトしておきましょう

[Printer Friendly](#)



5.登録完了を確認しましょう。

registration@yogaalliance.org から登録した Email アドレス宛に以下のメールがとどきます。2 営業日ほど登録完了されます。www.yogaalliance.org から自分の名前が登録されているのを確認しましょう。

Thank you for registering with Yoga Alliance! Our online tools allow you to renew and upgrade your registration, as well as update your contact information and directory information online. You can also track teaching hours and training hours required for continuing education and upgrades. Please make note of your password for future reference. It will take approximately two (2) business days to process your registration. During this time you are in pending status and not listed in our online directory. Once we have processed your registration, you will be listed in our online directory. New registrants will receive a letter with Registry ID card, letters are mailed the Friday following the week of your registration.

Transaction Summary

Amount Received: \$ 110.00

Charged Credit Card Ending with: *****

Authorization Code: *****

Card Name: *****

Billing Address: *****

City StateZip: *****

To contact Yoga Alliance with any questions or for further information, please visit www.yogaalliance.org and use the Contact Us feature.

練習の記録

この用紙をコピーして、日々の練習で気づいたことを記録すると良いでしょう。

	日時	場所	クラス名	メモ
1	年 月 日 (: ~ :)			
2	年 月 日 (: ~ :)			
3	年 月 日 (: ~ :)			
4	年 月 日 (: ~ :)			
5	年 月 日 (: ~ :)			
6	年 月 日 (: ~ :)			
7	年 月 日 (: ~ :)			
8	年 月 日 (: ~ :)			
9	年 月 日 (: ~ :)			
10	年 月 日 (: ~ :)			
11	年 月 日 (: ~ :)			
12	年 月 日 (: ~ :)			
13	年 月 日 (: ~ :)			
14	年 月 日 (: ~ :)			

マイクラスの記録

この用紙をコピーして、マイクラスの開催内容を記録すると良いでしょう。

開催日時： _____ 年 月 日 場所：
参加人数： _____ 名 参加者のプロフィール（ _____ ）
クラスのテーマ：
ターゲットアーサナ：
ポイントと目標：

	内容（行ったアーサナなど）	ポイントと狙い